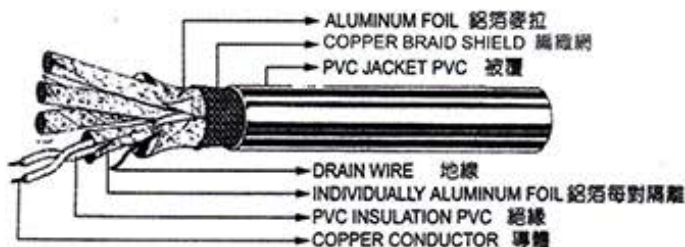


# 鋁箔個別遮蔽+銅網整體隔離電纜

## PVC INSTRUMENT CABLE (PAIR TYPE)



### DESCRIPTION:


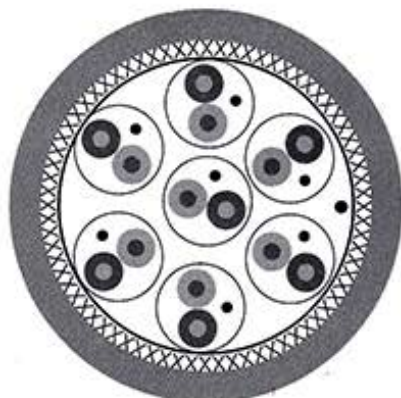
- Stranded bare copper conductor or tinned copper.
- PVC or PE insulation color coded or number coded.
- Paired or triple cores cable each pair or triple individually shielded with aluminum-mylar drain wire. & bare copper braid shielded, 85% coverage.
- PVC or PE jacket.
- Rated Temp: 60°C、80°C or 105°C available or UL TYPE.
- Rated voltage: 600V

### 產品說明:

- △適用：預防電磁干擾和串音感應之儀器控制迴路用線
- △導體：裸軟銅線或鍍錫銅線。
- △蕊線：PVC或PE絕緣顏色或號碼識別。
- △遮蔽：每對或每三蕊對絞鋁箔麥拉個別遮蔽加個別地線再鋁箔麥拉總體隔離，85%遮蔽率。
- △外被：PVC或PE被覆。
- △最大導體電阻：
  - 0.5 MM<sup>2</sup> : 38.6MΩ / KM 以下(20°C)
  - 0.75 MM<sup>2</sup> : 25.8MΩ / KM 以下(20°C)
  - 1.25 MM<sup>2</sup> : 15.6MΩ / KM 以下(20°C)
  - 2.0 MM<sup>2</sup> : 9.91MΩ / KM 以下(20°C)
- △最小絕緣電阻：50MΩ / KM以上(20°C)
- △耐溫：60°C、80°C 及 105°C或指定UL規範。
- △耐壓：600V

## 各別鋁箔整體鋁箔及編織隔離電纜

### Individually Aluminum shield overall foil/Braid shield



鋁箔個別遮蔽+銅網整體隔離電纜 (對型)  
PVC INSTRUMENT CABLE (PAIR TYPE)

導 體			對 數	絕緣厚度	蕊線外徑	外被體厚度	完成外徑
Stranded Conductor			No. of Core	Insulation Thickness mm	Insulation Diameter mm	Jacket Thickness mm	Overall Diameter mm
斷面積 MM <sup>2</sup>	線號 AWG	線數/線徑 MM					
0.5	20	20/0.18 或 7/0.32	2P	0.43	1.8	1.2	7.3
			3P	0.43	1.8	1.2	9.4
			4P	0.43	1.8	1.2	10.5
			5P	0.43	1.8	1.3	11.3
			6P	0.43	1.8	1.3	12.1
			7P	0.43	1.8	1.4	12.1
			8P	0.43	1.8	1.4	13.1
			10P	0.43	1.8	1.5	15.1
			12P	0.43	1.8	1.5	15.6
			16P	0.43	1.8	1.7	17.3
			20P	0.43	1.8	1.7	18.9
			24P	0.43	1.8	1.8	21.3
			30P	0.43	1.8	1.8	22.6
			36P	0.43	1.8	1.8	24.8
			50P	0.43	1.8	2.0	28.1
60P	0.43	1.8	2.0	30.6			
0.75	18	30/0.18 或 7/0.4	2P	0.58	2.3	1.0	8.3
			3P	0.58	2.3	1.2	11.8
			4P	0.58	2.3	1.5	11.8
			5P	0.58	2.3	1.5	14.2
			6P	0.58	2.3	1.5	14.8
			7P	0.58	2.3	1.5	14.8
			8P	0.58	2.3	1.5	16.2
			10P	0.58	2.3	1.5	18.6
			12P	0.58	2.3	1.5	19.3
			16P	0.58	2.3	1.7	21.6
			20P	0.58	2.3	1.8	23.5
			24P	0.58	2.3	2.0	26.8
			30P	0.58	2.3	2.0	28.5
			36P	0.58	2.3	2.0	30.6
			50P	0.58	2.3	2.0	35.0
60P	0.58	2.3	2.0	38.8			



鋁箔個別遮蔽+銅網整體隔離電纜 (對型)  
PVC INSTRUMENT CABLE (PAIR TYPE)

導 體			對 數	絕緣厚度	蕊線外徑	外被體厚度	完成外徑
Stranded Conductor							
斷 面 積 MM <sup>2</sup>	線 號 AWG	線數/線徑 MM	No. of Core	Insulation Thickness	Insulation Diameter	Jacket Thickness	Overall Diameter
				mm	mm	mm	mm
1.25	16	50/0.18 或 7/0.45	2P	0.52	2.5	1.2	9.3
			3P	0.52	2.5	1.2	12.8
			4P	0.52	2.5	1.2	13.5
			5P	0.52	2.5	1.5	14.8
			6P	0.52	2.5	1.5	15.8
			7P	0.52	2.5	1.5	15.8
			8P	0.52	2.5	1.5	17.0
			10P	0.52	2.5	1.7	18.8
			12P	0.52	2.5	1.8	20.8
			16P	0.52	2.5	2.0	23.5
			20P	0.52	2.5	2.0	25.0
			24P	0.52	2.5	2.0	28.8
			30P	0.52	2.5	2.0	30.5
			36P	0.52	2.5	2.0	32.8
			50P	0.52	2.5	2.0	38.0
60P	0.52	2.5	2.0	41.5			
2.0	14	37/0.26 或 7/0.6	2P	0.59	3.0	1.2	11.0
			3P	0.59	3.0	1.2	14.3
			4P	0.59	3.0	1.2	15.5
			5P	0.59	3.0	1.2	16.8
			6P	0.59	3.0	1.5	18.8
			7P	0.59	3.0	1.5	18.8
			8P	0.59	3.0	1.5	20.0
			10P	0.59	3.0	1.5	23.6
			12P	0.59	3.0	1.7	24.3
			16P	0.59	3.0	1.7	27.5
			20P	0.59	3.0	2.0	30.0
			24P	0.59	3.0	2.0	34.5
			30P	0.59	3.0	2.0	37.0
			36P	0.59	3.0	2.0	40.0
			50P	0.59	3.0	2.0	47.0
60P	0.59	3.0	2.0	51.0			